

## 0.1–4.0 mg/L Sodium dodecylbenzene sulfonate

**LCK 432**

**Scope and application:** Analysis of surface water, wastewater and process analysis.

### Test preparation

#### Test storage

Storage temperature: 15–25 °C (59–77 °F)

#### pH/Temperature

The pH of the water sample must be between pH 4–9.

The temperature of the water sample and reagents must be between 15–25 °C (59–77 °F).

#### Before starting


If streaks or small drops of water forms in the lower part of the cuvette, tilt the cuvette 90 degrees and rotate it at the same time to remove the streaks or drops.

Note:


If ambient temperature decreases, light turbidity can form in the chloroform phase. Increase the cuvette temperature briefly (e.g., hold the cuvette in hands) to remove turbidity.

Make sure to work at the recommended temperature to get correct results.

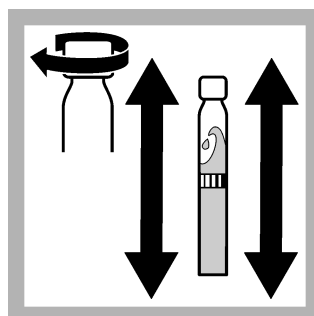
#### Procedure



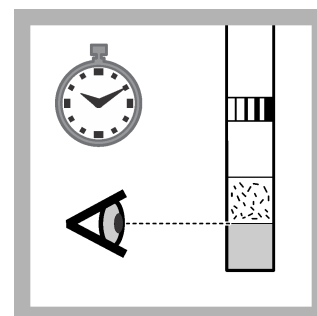
1. Carefully pipette 2.0 mL of sample.



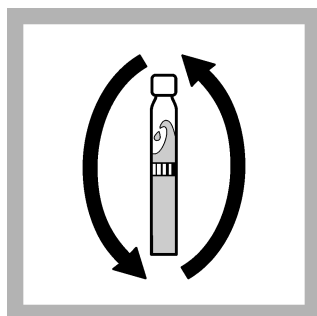
2. Carefully pipette 0.2 mL of solution A.



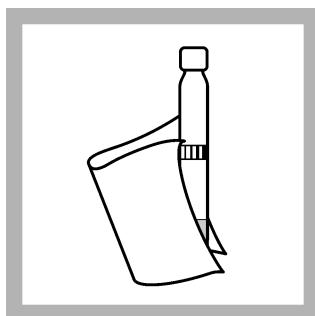
3. Close the cuvette. Hold the cuvette between the screw cap and the base, shake it for **60 seconds**.




4. Then leave the cuvette standing upright for **30 seconds** to allow phase separation to occur.



5. Carefully invert the cuvette **twice**.



6. Thoroughly clean the outside of the cuvette and evaluate.



7. Insert the cuvette into the cell holder.  
DR 1900: Push **READ**.

## Interferences

The ions listed in the table have been individually checked against the given concentrations and do not cause interference. The cumulative effects and the influence of other ions have not been determined.

Cationic surfactants cause low-bias results.

The measurement results must be subjected to plausibility checks (dilute and/or spike the sample).

1000 mg/L	$K^+$ , $Na^+$ , $SO_4^{2-}$
500 mg/L	$Cl^-$
250 mg/L	$NO_4^+$ , $PO_4^{3-}$
100 mg/L	$Mg^{2+}$ , $NO_2^-$ , $Ca^{2+}$ , $NO_3^-$ , $Cu^{2+}$
50 mg/L	$H_2O_2$ , $S_2O_8^{2-}$
25 mg/L	$S_2O_3^{2-}$ , $Fe^{2+}$
10 mg/L	$Cr^{3+}$ , $Cr^{6+}$ , $Cl_2$
5 mg/L	$SO_3^{2-}$ , $Ni^{2+}$ , $Zn^{2+}$
2 mg/L	$Fe^{3+}$

## Summary of method

Anionic surfactants react with methylene blue to form complexes, which are extracted in chloroform and measured photometrically.



**HACH LANGE GMBH**  
Willstätterstraße 11  
D-40549 Düsseldorf

Tel. +49 (0) 2 11 52 88-0  
Fax +49 (0) 2 11 52 88-143

info-de@hach.com  
www.hach.com